

YASHWANTRAO CHAVAN LAW COLLEGE, PUNE -09

ID No. PU/PN/LAW/038/1978, Affiliated to Savitribai Phule Pune University, Recognized by BCI
and Accredited by NAAC, Bengaluru

Website- www.yclawcollegepune.org , Email- yclawpune@gmail.com, Telephone- 020-24221002

Online Admission Notice (For Regular Students having admission in 2019-2020)

2020-2021

Admission process for all the courses namely - II LL.B., III LL.B., II B.A.LL.B., III B.A.LL.B., IV B.A.LL.B., V B.A.LL.B., LLM II for the academic year 2020-21 is **online only**.

- ❖ **In case of admission for LL.B. II /B.A.LL.B. II, students who have filled the examination form for the Second Semester (April 2020) are only eligible to get admission**
- ❖ **Only those students who have Pass/ATKT result are eligible to seek the admission in the III LL.B./B.A.LL.B. III, IV, V.**

Students should follow the instructions given below:

1. Students have to fill the application form online as available on the link given below.
2. Online link for the admission will be available from **13/08/2020 To 25/08/2020**.
3. All the requisite details should be filled in correct and accurate manner.
4. Students are required to upload (**JPG/PNG format only**):
 - a. **Scanned photograph (Max. size : upto 500 KB)**
 - b. **Scanned signature (Max. size: upto 300 KB)**
5. Students are required to pay requisite **Full Fees** online given in the admission link.
6. Students should pay the Full Fees within **24 hours** after receiving the SMS for making payment.
7. The admission is provisional and subject to confirmation by the college.
8. The downloaded filled application form along with all previous year marksheets has to be submitted in person to the college when the college intimates the date for the same in due course of time.
9. Students paying library deposit should preserve deposit receipt carefully. At the time of withdrawal they are required to produce the said receipt.

Admission link (**For Regular Students**) :

<http://cimsstudent.mastersofterp.in>

After completing the online admission form, students should scan all the previous year Mark Sheets, Admission Fee Receipt(2019-20) , I-Card (2019-20) and send them along with the pdf file of downloaded admission form to:

Mail id: **admission.yclawpune@gmail.com**

❖ **The approximate fees are as under:**

Type of Fee	Fees
EBC,PTC,STC	8,200
BC Free-ship /Scholarship	6,800
Full Paying	10,800
LL.B. (Non Grant)	28,000
LL.M. II	40,000

❖ **A Student taking any concession in admission fees in the form of Scholarship/ Freeship/ EBC/ STC/ PTC/Ex-Servicemen is bound to submit concession form along with the required documents when the link is available on mahadbt portal. If any student fails to submit, then he/she is liable to pay the full fees later.**

Documents for EBC

1. Last year's Income certificate of the parent (2019-20) from Tahsildar
2. Income should be less than 8 lakh per annum
3. Domicile certificate
4. Aadhar Card
5. Ration Card
6. Bank Pass Book
7. All previous year mark-lists

Documents for STC/PTC Concession

1. PTC form must carry the signature of BDO.
2. Signature of the Head master and counter signature of Education officer is essential on STC form .

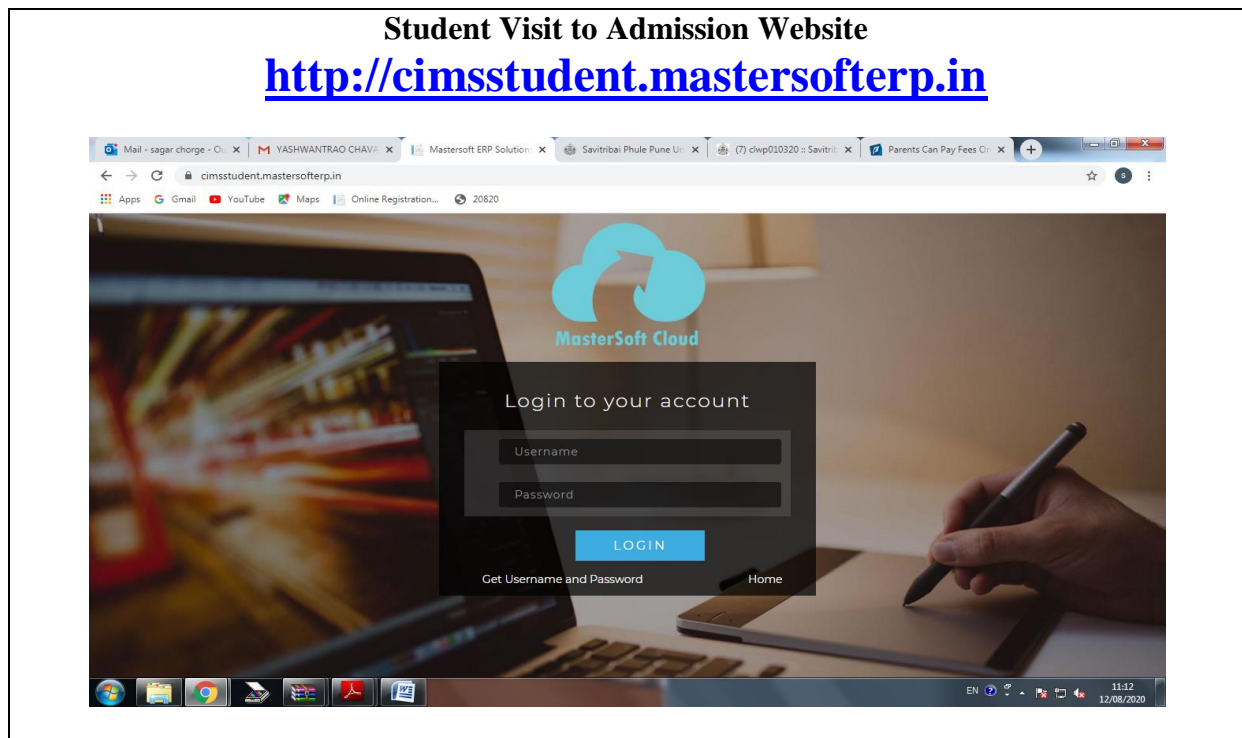
Documents for SC/ ST/OBC/SBC Scholarship/ Free-ship

1. Caste certificate
2. Caste Validity
3. Income certificate (of 2019-20 from Tahsildar only)
4. Leaving/transfer certificate (if applicable)
5. All educational mark-lists
6. Gap certificate ((if applicable)
7. Domicile Certificate
8. Aadhar card
9. Bank Passbook (Photocopy)
10. Admission receipt (photocopy)

❖ **Use the following link for online concession form**

<https://mahadbtmahait.gov.in>

Online Registration Process for Existing Students



↓

'Click on Get Username & Password'

↓

Login using credentials received by SMS

↓

**Click on Online Registration
(On left side menu)**

↓

**Check and Confirm all the details
(Fill the last exam details correctly)**

↓

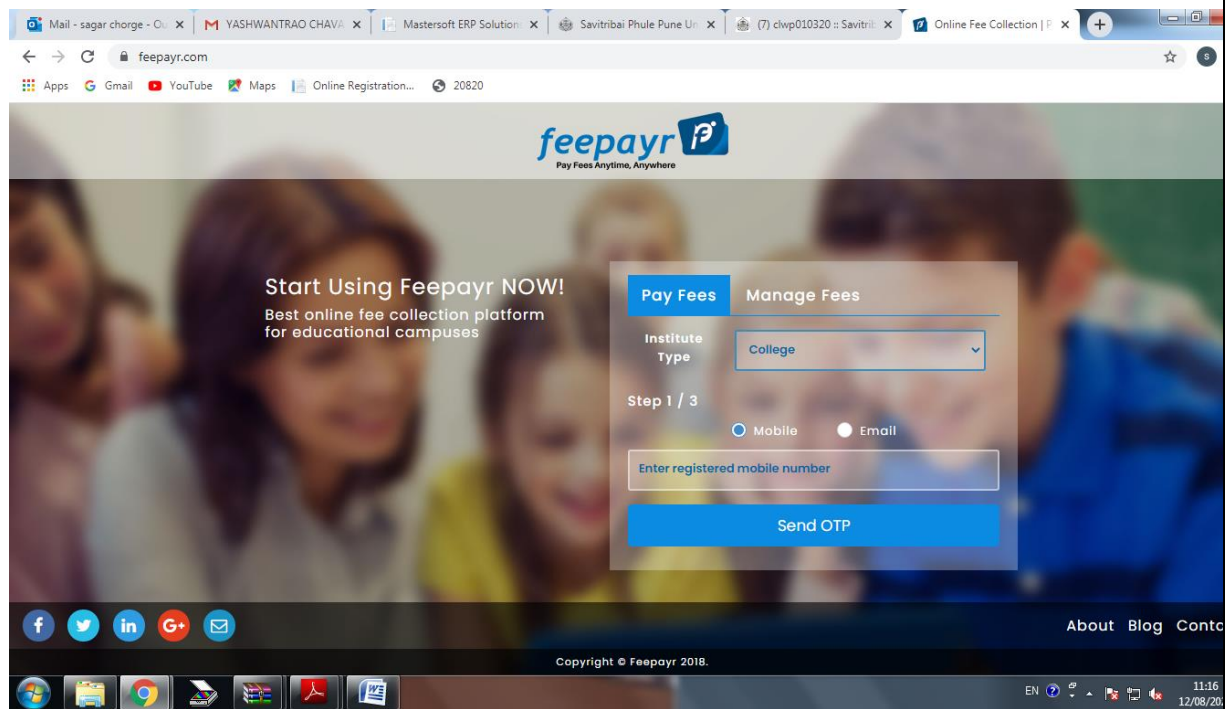
Take Printout of Application Form

↓

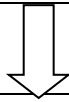
**Send the Application Form & All previous law Marksheets (In PDF format) to :
admission.yclawpune@gmail.com**

↓

After verification student will receive SMS regarding the Payment and students should visit feepayr.com for Fees Payment



Put in this portal your registered mobile number entered in the online application form.



On receiving OTP for payment, the payment portal will open showing the fees.



After making online payment, student can take the printout of the receipts by clicking on Payment History on the left side.

Principal