

---

# **Process Document for Internet Based Test**

Wheebox

---

## Contents

Candidate Login and Dashboard .....	3
System Requirements .....	9

---

## Candidate Login and Dashboard

Candidate can login using the login credentials from the Home Page.

**URL-** <https://sppu.wheelbox.com/LOGIN-2/sppu.jsp>

**Internet based Test can be taken from a laptop/desktop/mobile phone with minimum 512 KBPS internet speed.**

[Show](#)

Click To Continue

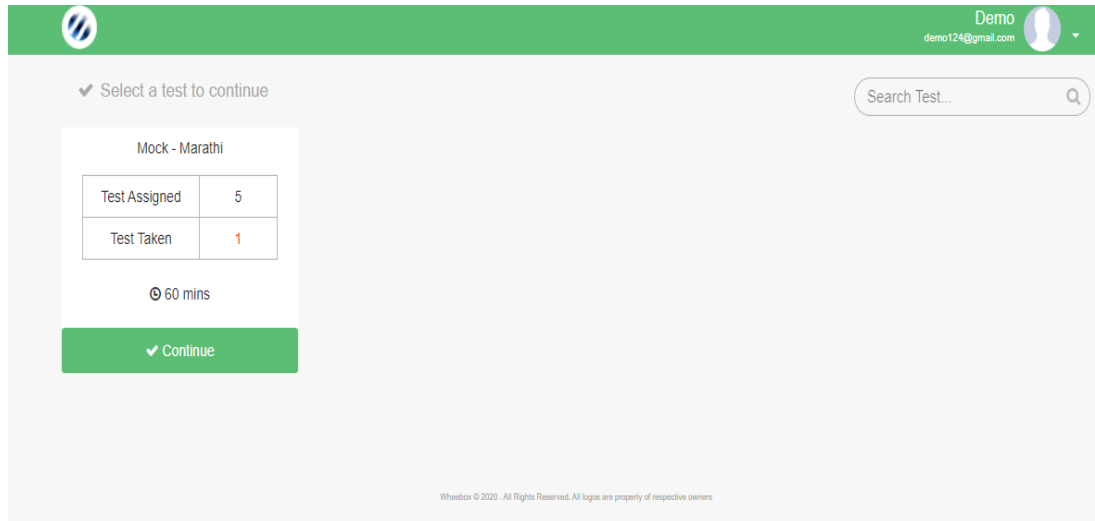
Wheelbox © 2020. All Rights Reserved. All logos are property of respective owners.

On Login, candidate will be able to see the test assigned. Candidate will get just one attempt to complete the assessment.

**NOTE: For mock test, 5 attempts are given to candidates to practice. Candidates can take Test in English and Marathi.**

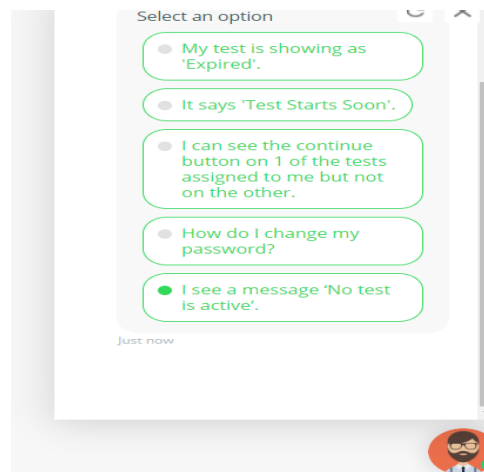
---

## The test selection page appears as follows-



Click on Continue to start the test.

For any queries related to Starting the test, Test expired, yet to start etc, one can chat with the support team members using the Chatbot on right hand side of the screen-



Candidate will wait in the waiting lounge for 15 minutes to read the instructions for Final exams.

For mock, 10 seconds waiting time is given to candidates. Once you have read all instructions and waiting time is over, "Proceed NOW" button becomes green in colour, click on agreement once you have read all instructions and enter in the test window.

**Waiting Lounge**

Hi! Demo , Please wait in our 'Approved Test Takers Waiting Lounge'

You are requested to wait on this page until the scheduled test time. Please read all the test instructions carefully. When the wait time is over, the 'Proceed Now' button will be activated and will turn green. You can click on it and move to the test window.

I have gone through the instructions, navigation tools, security instructions, terms and conditions and privacy policy for taking the test and understand that Wheebox will not be liable for any damages of any kind arising from the use of this site, including but not limited to direct, indirect, incidental and punitive consequential damages.

⌚ Wait time will be over in 00:27 mins.

**Proceed Now**

[Terms & Conditions](#) | [Privacy Policy](#)

**Test Information**

- ⊕ Test Name: Mock - Marathi
- ⌚ Allocated Time: 60 Mins
- 📄 No. Of Questions: 60
- ✓ Correct Answer Carries: : 1 Mark
- ✗ Wrong Answer Deducts: : 0 Mark

**Standard Instructions**

- » Please contact your Test Administrator in case of power failure as the test may be recovered. If test recovery is not possible then test will have to be rescheduled.
- » In case of complete Internet failure, submission will not be possible & the test will have to be rescheduled. In case of temporary internet outage please wait for some time and try to re-submit the test.
- » If internet speed is unreasonably slow, images and tables in the question may take little longer to appear.
- » This is a Multiple Choice Question(MCQ) type Test. You can say Hi, I am Ryan. I am here to help.
- » There is no negative marking.

**Security Instructions**

- » During the test, user should not switch from the test page to any other page.
- » 30 warnings are flashed before log-out in case user navigates out to any other window or browser during the test.
- » Once logged-in through one browser tab, user cannot login from any other browser/same browser tab.

**Navigation Tools**

- » Next: By clicking Next button, the next question appears.
- » Previous: By clicking 'Previous' button, the previous question appears.

**Waiting Lounge**

Hi! Demo , Please wait in our 'Approved Test Takers Waiting Lounge'

You are requested to wait on this page until the scheduled test time. Please read all the test instructions carefully. When the wait time is over, the 'Proceed Now' button will be activated and will turn green. You can click on it and move to the test window.

I have gone through the instructions, navigation tools, security instructions, terms and conditions and privacy policy for taking the test and understand that Wheebox will not be liable for any damages of any kind arising from the use of this site, including but not limited to direct, indirect, incidental and punitive consequential damages.

**Proceed Now**

[Terms & Conditions](#) | [Privacy Policy](#)

## Test window-

**Left Side- Question Panel** shows number of questions in the test. Questions answered are automatically marked “Green” colour in panel, questions skipped remain “gray” in colour. Candidates can click on any question number on panel to move directly to that question on screen.

**Timer on top middle of the page:** Timer shows time left for the test to be completed. Once the test duration is over, test will get automatically submitted. It is recommended to finish the test within the test duration and submit the test anytime during the allotted duration. (60 mins)

**Auto next, View Instructions, Help centre :** These three buttons on top right side of the screen indicates the following-

By clicking on Auto Next, candidates will automatically move to next question after clicking the answer to a question. Need not press Next button again and again to move to next question. Auto next can be unchecked any time to skip any question.

View instructions helps the candidate to view instructions during the test that were visible before starting the test.

Help centre displays instructions or basic FAQs that helps students to answer common questions related to platform and assessment.

**Clear Response:** If candidates want to clear the response for any question. Use this option for every question wherever required. This button is visible below the options.

**Previous/Next Button:** Using previous and next button, candidates can move to next or previous question.

**End test:** Candidates can end the test only when all questions are answered. If test is ended in between, it will be considered as final submission and you will not be allowed another chance to give the test. Make sure the end test button is used only when all questions are answered.

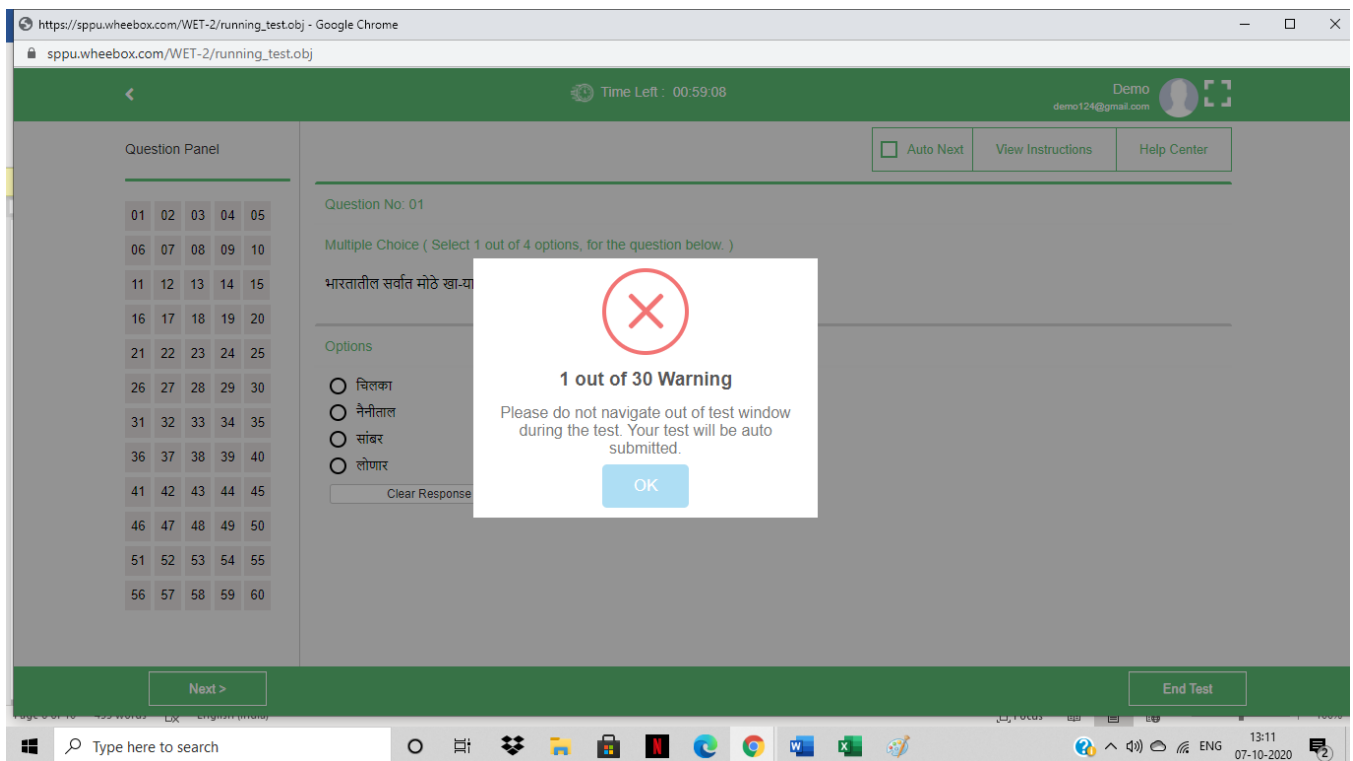
The screenshot displays the test interface with the following elements:

- Top Bar:** A green header bar containing a timer showing "Time Left: 00:57:35" and three buttons: "Auto Next" (with a checkbox), "View Instructions", and "Help Center".
- Question Panel:** A grid of question numbers from 01 to 60. Questions 01, 02, 03, and 04 are highlighted in green, indicating they have been answered. Questions 05 through 60 are in gray, indicating they are skipped.
- Question Content:** The main area shows "Question No: 04" and a "Multiple Choice" question: "राष्ट्रपती व उपराष्ट्रपती यांनी निवडणूक लढविण्यासाठी किमान वयोमर्यादा किती आहे?". The options are:  ३० वर्षे,  ३५ वर्षे,  ४० वर्षे, and  २५ वर्षे. Below the options is a "Clear Response" button.
- Bottom Bar:** A green footer bar containing "< Previous", "Next >", and "End Test" buttons.

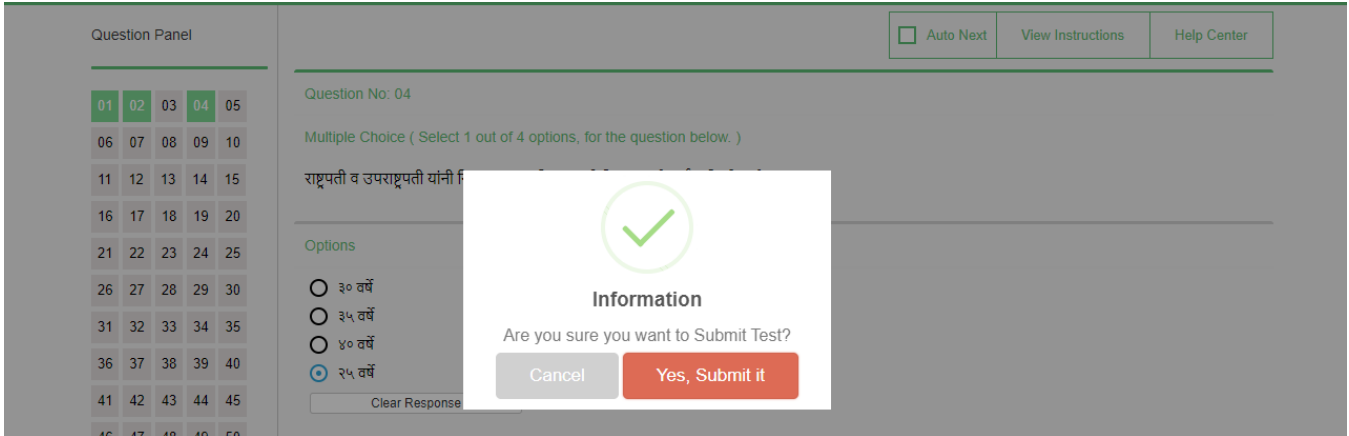
---

**During the assessment, if candidate tries to navigate to other window, they will get navigation warnings. Post maximum warnings, test will get automatically submitted.**

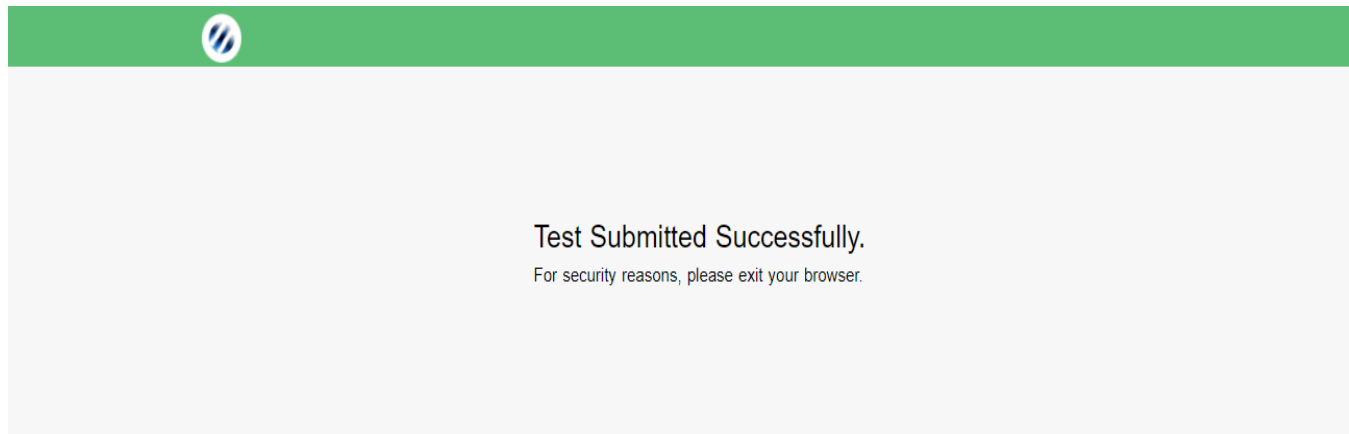
- Make sure that pop-up blocker is disabled on your browser. Any notifications related to antivirus, windows update, email notifications etc will be counted as navigation.
- Candidates taking test on a mobile phone should make sure that no notifications, messages, calls during assessment as this will be counted as NAVIGATION. After maximum navigation warning, test will get auto-submitted.



After completion candidate can submit the test.



The screenshot shows a test interface with a 'Question Panel' on the left containing a grid of question numbers from 01 to 50. The main area displays 'Question No: 04' and a 'Multiple Choice' question in Hindi: 'सम्राज्य की व उपसम्राज्य की यानी कि'. Below the question are four radio button options: '३० वर्षे', '३५ वर्षे', '४० वर्षे', and '२५ वर्षे'. The '२५ वर्षे' option is selected. A 'Clear Response' button is visible below the options. In the top right corner, there are buttons for 'Auto Next', 'View Instructions', and 'Help Center'. A white confirmation dialog box is overlaid in the center, featuring a green checkmark icon, the title 'Information', and the text 'Are you sure you want to Submit Test?'. The dialog has two buttons: 'Cancel' and 'Yes, Submit it'.



The screenshot shows a confirmation message on a light gray background. At the top left, there is a circular logo with a stylized 'S' inside. The main text reads: 'Test Submitted Successfully.' followed by 'For security reasons, please exit your browser.'



---

## System Requirements

- Internet Bandwidth: The minimum required bandwidth is 512 Kbps - 1 Mbps of internet speed on each machine.
- Machine Configuration: RAM - Minimum 2GB (though 4GB is recommended), Processor Speed- 1.5 Ghz and above. Preferred Operating System – **Windows 7 and above.**
- Preferred browsers: For taking the test, recommended browsers are Google Chrome (Ver. 75 or above), Mozilla Firefox (Ver. 70 or above).
- Must have Laptop/Desktop/Smart Phone for taking the test.
- If your internet disconnects during submission contact the Help centre on the given number and don't close your window.
- **Make sure that pop-up blocker is disabled on your browser. Any notifications related to antivirus, windows update, email notifications etc will be counted as navigation.**
- **Candidates taking test on a mobile phone should make sure that no notifications, messages, calls during assessment as this will be counted as NAVIGATION. After maximum navigation warning, test will get auto submitted.**

Prepared by ; Wheebox for SPPU